



**IBM Research - Zurich
GmbH**

Saeumerstrasse 4
8803 Rueschlikon
Switzerland

Author: Florian Schmidt
Email: ori@zurich.ibm.com
Date: 31.05.2013
Version: Version 1.0

Subject: Documentation iPower FLECH Implementation

Contents

Scope and Content.....	3
Communication Protocol.....	4
The Timeline.....	4
The Message Passing Schema.....	6
Message Types.....	7
Security Considerations.....	8
Message Specification.....	9
OpenCapacityMarket Message.....	9
CapacityOffer Message.....	9
CapacityMarketClosed Message.....	9
Reservation Message.....	10
OpenActivationMarket Message.....	10
ActivationOffer Message.....	10
ActivationMarketClosed Message.....	10
Activate Message.....	11

Scope and Content

The purpose of this document is to describe the interactions of DSOs and Aggregators with the Flexibility Clearing House (FLECH) from the perspective of an actual implementation. Communication between the three parties is based on a central message broker service.

To shed light on the messages needed and the information they should contain, a timeline is presented that reflects a typical scenario of the FLECH. The purpose of this timeline is to highlight all different stages of the FLECH from opening a capacity market until actually activating some reservations.

Based on this temporal model of the communication, a message passing schema is presented. In this schema all messages between a DSO, potentially interested Aggregators, and the FLECH are mentioned explicitly. Furthermore the notation reveals what objects (e.g. a market or an offer) the messages address and how many of them are sent.

Finally, security considerations are addressed and a full description of all messages and their content is given.

The scope of this document is mainly on the reservation and activation of flexible resources in the distribution grid and the verification and settlement of reserved and activated services are considered out of scope. The verification and settlement must be transparent and the algorithms used to determine the actual activation must be easy to understand and shared between all participants.

Communication Protocol

The Timeline

The whole auction process is assumed to consist of two separate phases.

In the first phase, a DSO sends a capacity request to the market asking for flexibility in some fixed reservation period. This might happen several month or even years in advance. Once aggregators have placed their offers, the DSO receives the order of merit list, chooses some subset of it and sends his selection back to the FLECH. All Aggregators that got reserved are notified by the market.

The second phase starts ahead of the reservation period. It consists of several auctions, one for every activation period. The number of activation periods that a reservation period is divided into is specified in the DSO's capacity market.

Whenever a DSO is actually interested in an activation that falls into an upcoming activation period, he explicitly asks the FLECH to open the corresponding activation market. The market then immediately notifies all Aggregators that got reserved in the first place as well as Aggregators that did not get reserved but could potentially deliver flexibility.

Similar to the capacity auction, the Aggregators' activation offers are collected, sent to the DSO, and a subset of them is accepted and returned to the FLECH. These Aggregators are requested to activate by the market.

To summarize the description above, the timeline covers the following stages in chronological order:

- The open capacity market initiated by a DSO asking Aggregators to place their offers for a fixed reservation period in the (potentially far) future.
- The first activation market period asking aggregators to place offers for an activation period in the near future. Naturally, this period happens ahead of the reservation period. This might even be the case for the second market period.
- The first activation period that indicates the beginning of the reservation period.
- A sequence of activation market periods and corresponding activation periods until the reservation period has ended.

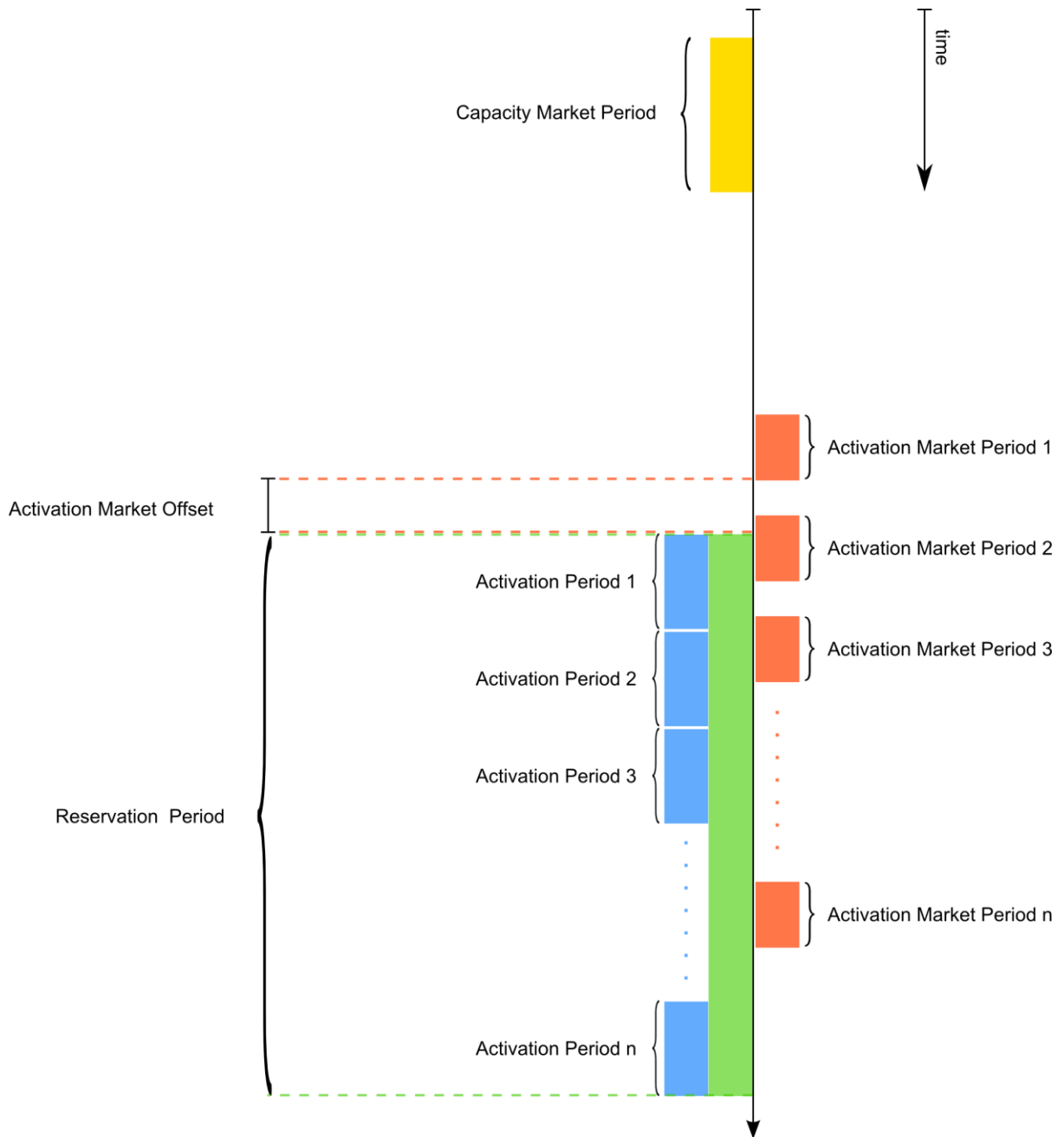


Figure 1: Timeline of the Communication

The Message Passing Schema

The purpose of the message passing schema is to give a more detailed view on the lifecycle of a market in the FLECH. It is supposed to include all objects involved in the timeline mentioned in the section above.

Objects at the FLECH are augmented with a vertical arrow indicating their lifetime in the communication process.

The notation of the messages uses directed edges to reveal what object a message refers to e.g. an offer relates to exactly one market. The cardinalities are borrowed from ER-diagrams with a slightly different interpretation. Depending on the sender, they have the following interpretation:

Message Direction	Outgoing Cardinality	Ingoing Cardinality
Participant -> FLECH	Number of messages sent.	Number of objects that the message addresses.
FLECH -> Participant	Number of participants the message is sent to.	n.a.

Messages from the FLECH to a participant don't need an outgoing cardinality – they always address only one particular participant.

Finally, time-triggered events (e.g. by some time period ending) at the FLECH are indicated by a little star.

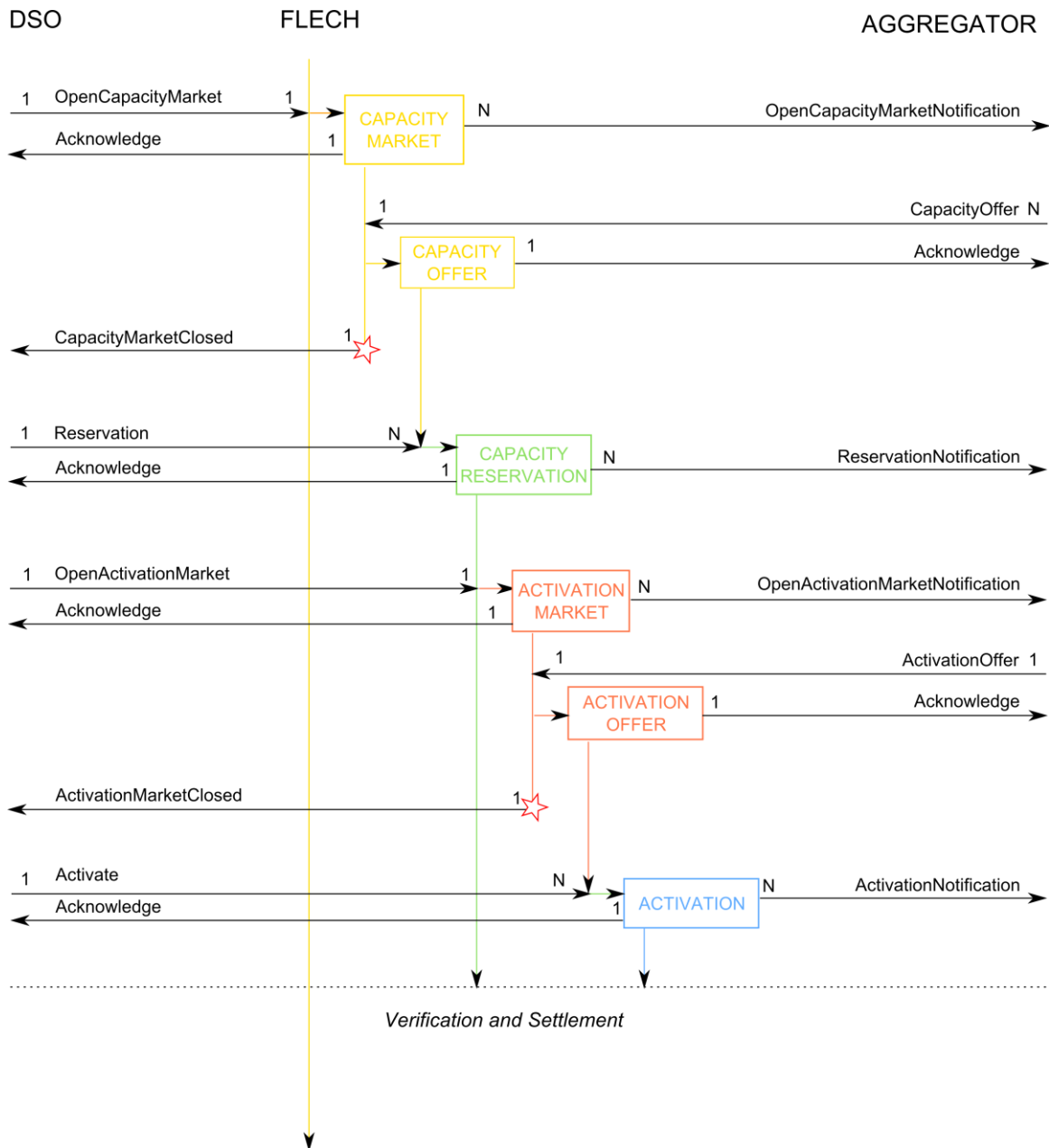


Figure 2: Message Passing Schema of the Communication

Message Types

From the above message diagram it becomes clear, that there are three different types of messages. Messages of the same type vary only in name and information content but not in their behavior with respect to other dependent messages or events. The three types are:

1. Time triggered messages from the FLECH to exactly one participant.
2. Messages from a participant to the FLECH triggering no follow-up messages.
3. Messages from a participant to the FLECH triggering the market to send notifications to one or multiple other participants.

Security Considerations

Secure communication is crucial for the security of the whole system. Currently four different entities communicating are involved:

1. The message Broker
2. The FLECH
3. Participants being either DSOs or Aggregators
4. The database backend

The communication schema can be sketched as follows:

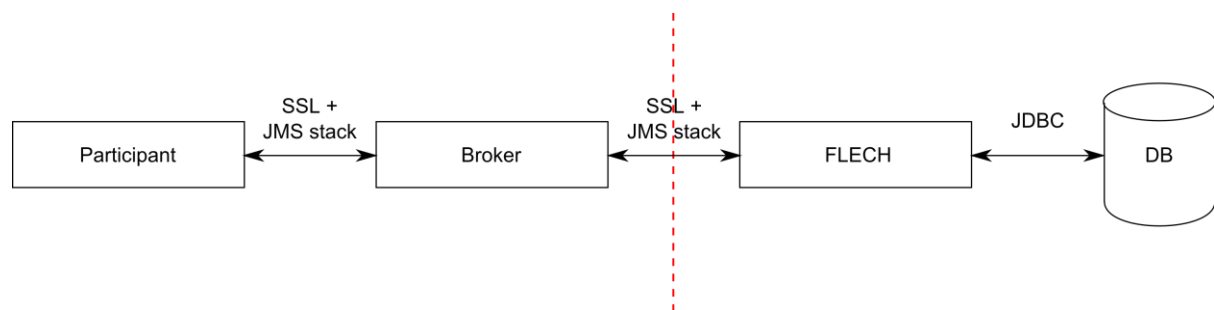


Figure 3: Communication Infrastructure

SSL secures the JMS communication from the participants and the FLECH to the broker. While the broker has to be available from the internet, the FLECH server and the database can operate from a subnet that is not accessible directly from the net.

Message Specification

This section concludes the documentation by listing all messages appearing in the scenario of Figure 2 together with their key attributes.

To highlight the key concepts of the communication protocol only, acknowledge and notification messages are just mentioned implicitly. Whenever a message triggers the FLECH to send subsequent messages, the addressees are listed under 'Notifications'.

OpenCapacityMarket Message

Key Properties	Capacity Market Period, Reservation Period, Volume, Area, Max Activation Price, Max Reservation Price
Sender/Receiver	DSO → FLECH
Acknowledged	Yes
Notifications	To all aggregators having some installations in the requested area.
Short Summary	Opens a capacity market and informs all relevant aggregators.

CapacityOffer Message

Key Properties	Volume, Area, Activation Price, Reservation Price
Sender/Receiver	Aggregator → FLECH
Acknowledged	Yes
Notifications	None
Short Summary	Places an offer for one particular currently open Capacity Market.

CapacityMarketClosed Message

Key Properties	List of Capacity Offers
Sender/Receiver	FLECH → DSO
Acknowledged	No
Notifications	None

Short Summary	Notifies the DSO that the market has closed and reports all received offers.
---------------	--

Reservation Message

Key Properties	List of Capacity Offers
Sender/Receiver	DSO → FLECH
Acknowledged	Yes
Notifications	To all aggregators listed in the message.
Short Summary	Allows the DSO to select a set of Capacity Offers he is interested in and informs the aggregators about the reservation.

OpenActivationMarket Message

Key Properties	Reference to a Capacity Reservation and an Activation Period
Sender/Receiver	DSO → FLECH
Acknowledged	Yes
Notifications	To all aggregators that got reserved plus all remaining aggregators in the relevant area that could potentially offer flexibility.
Short Summary	Informs about an upcoming Activation Period and asks all participants to send their Activation Offers.

ActivationOffer Message

Key Properties	Volume, Area, Activation Price
Sender/Receiver	Aggregator → FLECH
Acknowledged	Yes
Notifications	none
Short Summary	Places an offer for one particular currently open Activation Market.

ActivationMarketClosed Message

Key Properties	List of Activation Offers
Sender/Receiver	FLECH → DSO
Acknowledged	No

Notifications	none
Short Summary	Notifies the DSO that the market has closed and reports all received Activation Offers.

Activate Message

Key Properties	List of Activation Offers
Sender/Receiver	DSO → FLECH
Acknowledged	Yes
Notifications	To all aggregators listed in the message.
Short Summary	Asks the aggregators to activate the Activation Offers they have sent.